

Scaled data based on original data using
LM-79-08 Approved Method: Electrical and Photometric Measurements of Solid-
State Lighting Products

Test Report Prepared for
Cooper Lighting Solutions
(formerly Eaton)

Brand: McGRAW-EDISON

Report Number: P197944

Luminaire Tested: **TT-C1-LED-E1-RW-LWR-LW-7060**

Issue Date: 3/3/2020

Test Information

Test Method: LM-79-08
Report Number: P197944
TEST IS SCALED FROM IESNA LM-79-08 TEST DATA (P34693)
Test Lab: INNOVATION CENTER-P3
Issue Date: 3/3/2020
Manufacturer: COOPER LIGHTING SOLUTIONS (FORMERLY EATON)
Product Line: MCGRAW-EDISON
Catalog Number: TT-C1-LED-E1-RW-LWR-LW-7060
Description: TOPTIER LED PARKING GARAGE LUMINAIRE
RECTANGULAR DISTRIBUTION WITH LumaWatt WIRELESS SENSOR
Light Source: (168) 5700K CCT, 70 CRI LEDS
Ballast/Driver: ELECTRONIC DRIVER

Summary

Lumens per Lamp: N/A
Luminaire Lumens: 2630.5 lumens
Efficiency: N/A
Efficacy: 93.9 lumens/watt
Luminous Opening: Circular (Dia: 1.12' x H: 0')
IES Classification: Type IV - Short - Semi-Cutoff
BUG Rating: B2 - U0 - G2

Input Watts (W): 28
Input Voltage (V): NR
Input Current (A_{in}): NR
Voltage Rise (V): NR
Power Factor: NR
Total Harmonic Distortion (THDi): NR
Frequency (hertz): 60
Stabilization Time: NR
Operation Time: NR
Ambient Temperature (°C): NR
Test Distance: 25 FT

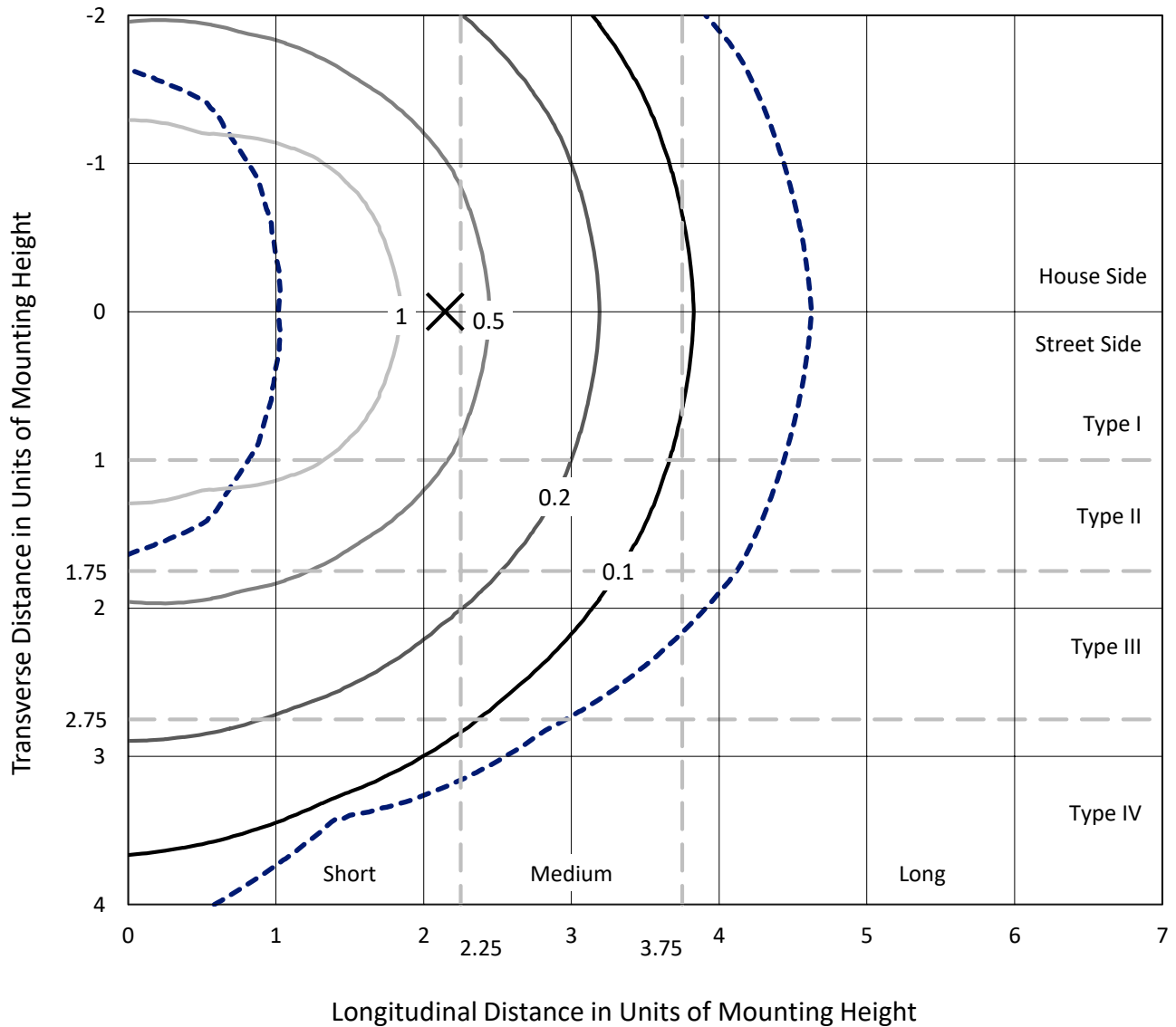


REPORT NUMBER: P197944

CATALOG NUMBER: TT-C1-LED-E1-RW-LWR-LW-7060

Iso-Footcandle Lines of Horizontal Illumination

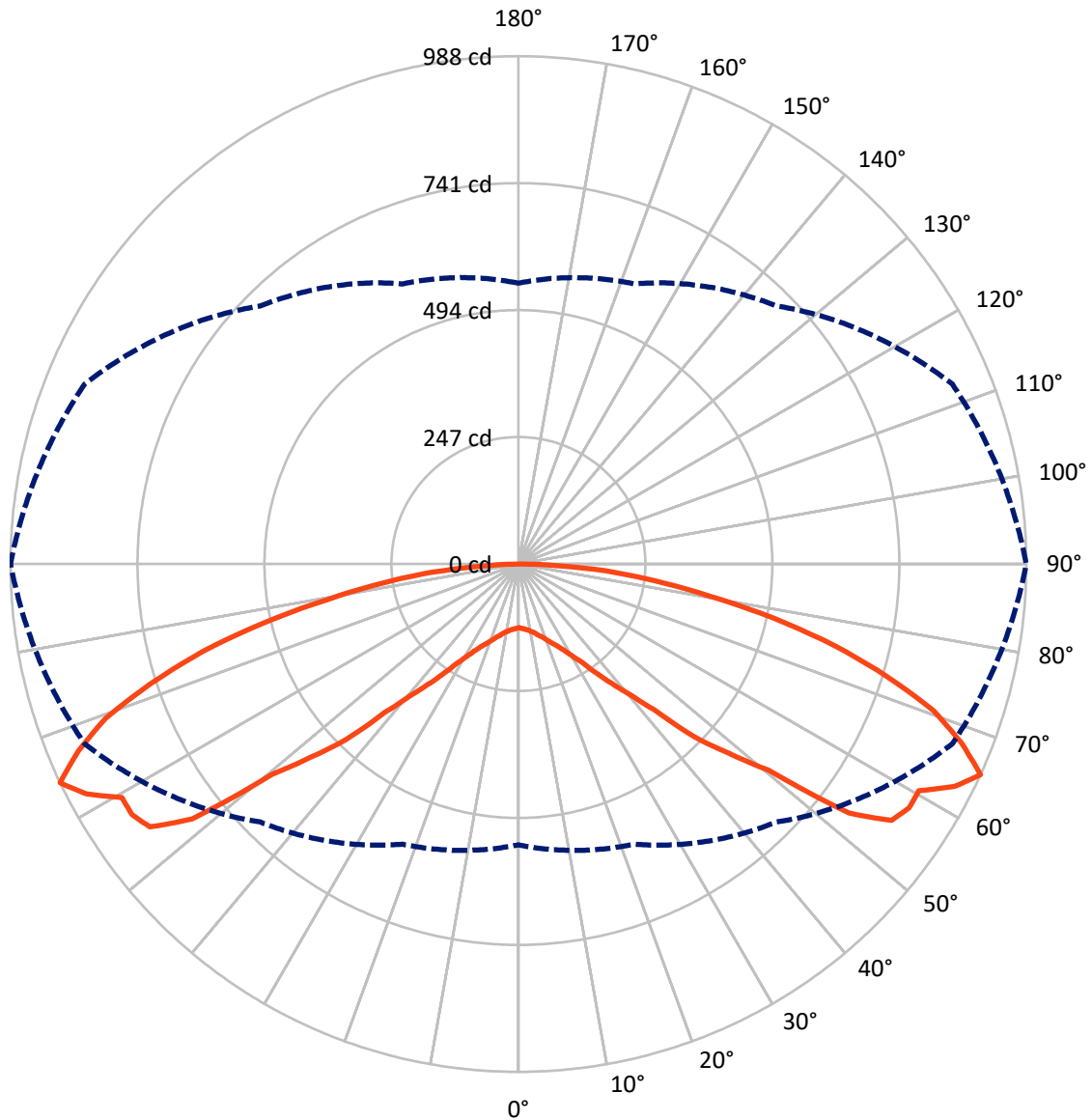
× Max cd
 - - - 1/2 Max cd



Based on 10 foot mounting height. Maximum calculated value = 1.8 fc
 Type IV - Short - Semi-Cutoff

REPORT NUMBER: P197944
CATALOG NUMBER: TT-C1-LED-E1-RW-LWR-LW-7060

Luminous Intensity Polar Plot



— Vertical Plane Through 90-Deg Lateral - - - Horizontal Cone Through 65-Deg Vertical

REPORT NUMBER: P197944

CATALOG NUMBER: TT-C1-LED-E1-RW-LWR-LW-7060

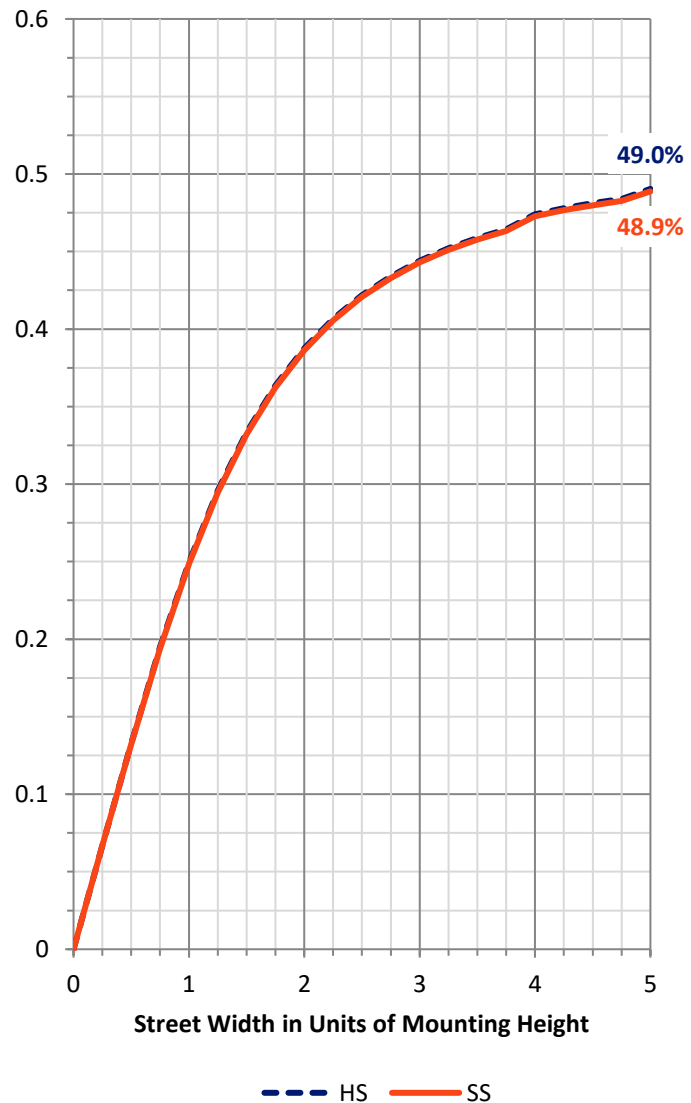
FLUX DISTRIBUTION:

		Downward	Upward	Total
House Side	Lumens	1315.3	0.0	1315.3
	% Fixture	50.0	0.0	50.0
Street Side	Lumens	1315.3	0.0	1315.3
	% Fixture	50.0	0.0	50.0
Total	Lumens	2630.5	0.0	2630.5
	% Fixture	100.0	0.0	100.0

Coefficient of Utilization

ZONAL LUMENS:

Zone	Lumens	% Fixture
0°-10°	12.4	0.5
10°-20°	42.0	1.6
20°-30°	88.2	3.4
30°-40°	167.6	6.4
40°-50°	311.6	11.8
50°-60°	552.2	21.0
60°-70°	717.2	27.3
70°-80°	571.2	21.7
80°-90°	168.1	6.4
90°-100°	0.0	0.0
100°-110°	0.0	0.0
110°-120°	0.0	0.0
120°-130°	0.0	0.0
130°-140°	0.0	0.0
140°-150°	0.0	0.0
150°-160°	0.0	0.0
160°-170°	0.0	0.0
170°-180°	0.0	0.0
0°-90°	2630.5	100.0
0°-180°	2630.5	100.0



REPORT NUMBER: P197944

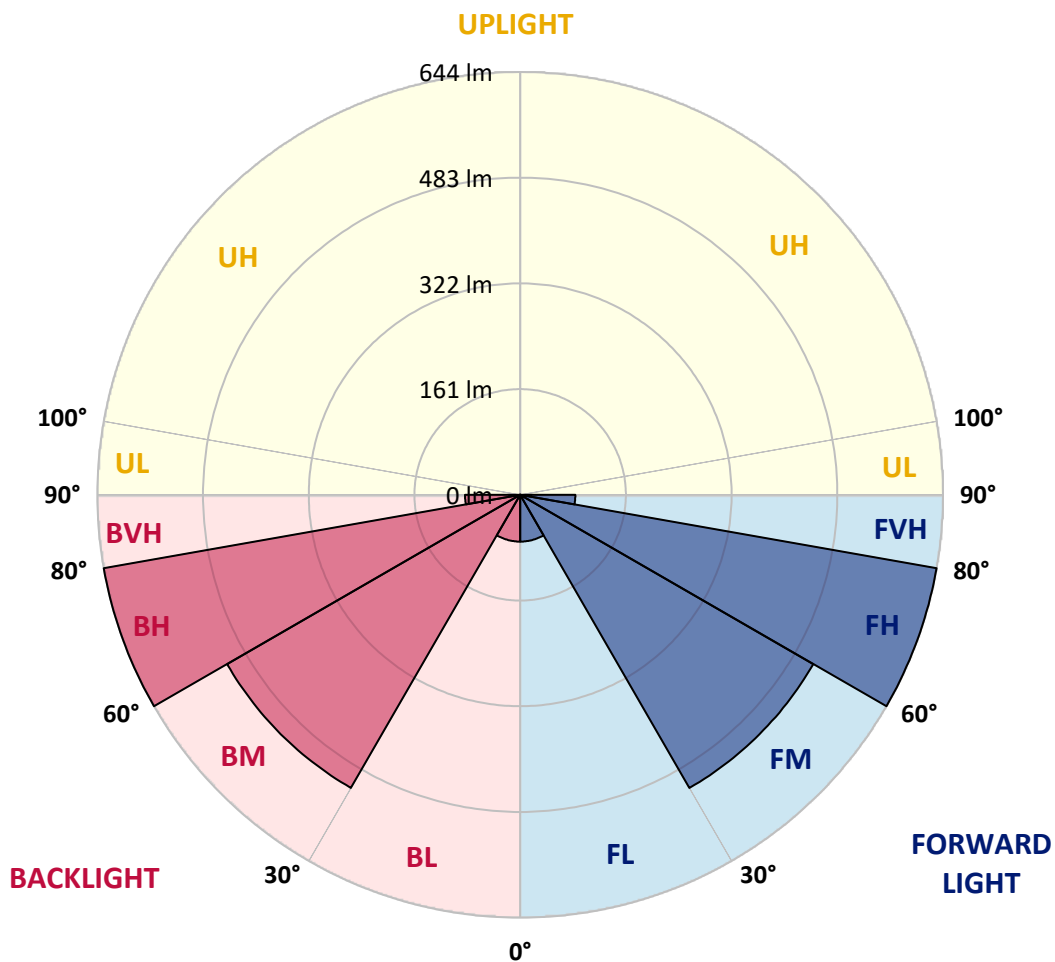
CATALOG NUMBER: TT-C1-LED-E1-RW-LWR-LW-7060

LUMINAIRE CLASSIFICATION SYSTEM LUMEN TABLE AND BUG RATING:

Zone		Lumens	% Fixture	Zone Rating/Lumen Limit		
				B	U	G
FL	(0°-30°)	71.3	2.7			
FM	(30°-60°)	515.7	19.6			
FH	(60°-80°)	644.2	24.5			G0/660
FVH	(80°-90°)	84.0	3.2			G1/100
BL	(0°-30°)	71.3	2.7	B0/110		
BM	(30°-60°)	515.7	19.6	B1/1000		
BH	(60°-80°)	644.2	24.5	B2/1000		G2/1000
BVH	(80°-90°)	84.0	3.2			G1/100
UL	(90°-100°)	0.0	0.0		U0/0	
UH	(100°-180°)	0.0	0.0		U0/0	

BUG Rating: B2-U0-G2

Type IV Short





REPORT NUMBER: P197944

CATALOG NUMBER: TT-C1-LED-E1-RW-LWR-LW-7060

CANDELA DISTRIBUTION (FULL):

	0°	22.5°	45°	67.5°	90°
0°	123.6	123.6	123.6	123.6	123.6
2.5°	124.7	124.7	125.3	125.3	125.3
5°	127.1	127.1	127.6	127.6	127.1
7.5°	130.0	131.1	130.5	129.4	129.4
10°	134.6	135.2	134.0	133.4	132.9
12.5°	140.4	141.0	138.7	138.1	136.9
15°	148.5	148.0	145.6	143.3	143.3
17.5°	159.6	156.1	152.0	150.3	149.1
20°	172.3	167.7	162.5	158.4	157.8
22.5°	186.8	180.4	173.5	167.7	167.1
25°	200.8	195.5	186.8	179.3	177.0
27.5°	215.8	211.8	200.8	192.1	190.3
30°	233.2	229.8	217.0	208.9	208.3
32.5°	253.6	248.9	235.0	229.2	228.6
35°	277.9	269.2	257.0	253.0	259.9
37.5°	301.1	291.3	281.4	288.4	294.2
40°	321.4	315.1	310.4	324.9	333.0
42.5°	341.2	337.7	341.2	362.6	387.6
45°	362.1	363.2	376.0	434.6	479.3
47.5°	386.4	387.0	417.2	507.1	549.5
50°	413.1	412.5	465.9	561.6	629.5
52.5°	439.2	441.5	514.6	678.8	804.8
55°	462.4	475.2	580.8	796.6	880.2
57.5°	482.7	507.1	642.9	831.4	895.3
60°	504.8	545.4	686.4	838.4	894.7
62.5°	526.3	575.6	695.7	869.2	952.1
65°	546.0	589.5	709.6	913.3	987.5
67.5°	562.2	596.5	709.6	875.0	928.9
70°	575.6	587.8	668.4	805.9	857.0
72.5°	572.7	551.8	600.5	721.2	750.8
75°	545.4	488.5	529.2	606.9	636.5
77.5°	476.9	409.0	431.1	489.1	508.3
80°	377.7	319.1	331.9	369.0	374.8
82.5°	266.3	229.2	233.8	262.3	266.3
85°	156.7	141.0	136.3	161.9	170.0
87.5°	46.4	40.6	40.0	48.7	54.0
90°	0.0	0.0	0.0	0.0	0.0

(END OF REPORT)